

M12 5512 02 FMF

Passive Actuator/Sensor Distribution Boxes M12

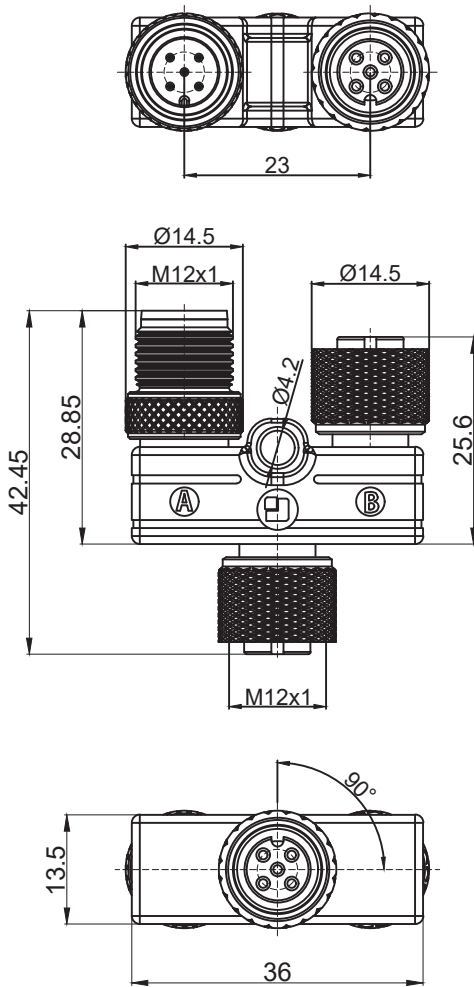


M12 Y-splitter, with male and female M12 connectors, IP67

Main connection:

female M12 connector

M12 5512 02 FMF



Environmental conditions

Temperature range -25 °C/+90 °C

Materials

Insulating body	TPU
Contact	CuZn, pre-nickel and tin-plated
Overmolding/handle	PUR
Knurled screw	CuZn, nickel-plated
Knurled nut	CuZn, nickel-plated
O-ring gasket	FKM

Mechanical data

Protection class IP67¹

¹ according to DIN EN 60529, only in locked position with proper counterparts or protective caps

Electrical data (at T_{amb} 20 °C)

Contact resistance	≤ 5 mΩ
Rated current	4 A per port 4 A total (T _{amb} 40 °C)
Nominal voltage	60 V
Rated voltage	63 V
Rated impulse voltage	1.5 kV/60 s
Pollution degree	3
Insulation resistance	> 10 GΩ

Associated products

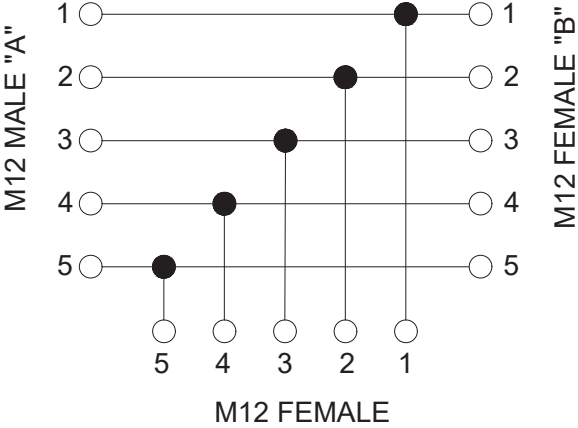
Counterparts

☞ 1200 ... 0...	☞ 1200 ... 3...	☞ 1205 ... 0...
☞ 1205 ... 3...	☞ 1206 ... L1 0...	☞ 1206 ... L1 3...
☞ 1206 ... L2 0...	☞ 1206 ... L2 3...	☞ 1210 ... 0...
☞ 1210 ... 3...	☞ 1210 0800 ... 3...	☞ 1210 0806 ... L1 3...
☞ 1210 1200 ... 0...	☞ 1210 1200 ... 3...	☞ 1210 1205 ... 3...
☞ 1210 1206 ... L1 0...	☞ 1210 1206 ... L1 3...	☞ 1210 1206 ... L2 0...
☞ 1210 1206 ... L2 3...	☞ 1230 ... T16CW ...	☞ 1230 ... T16CW100 ...
☞ 1230 ... T16CW101 ...	☞ 1230 ... T16CW102 ...	☞ 1230 ... T16CW103 ...
☞ 1230 ... T16CW104 ...	☞ 1230 ... T16CW105 ...	☞ 1231 ... T16CW100 ...
☞ 1231 ... T9CP	☞ 1240 ... T...CR	☞ 1245 ... T9CR
☞ 1250 ... T...CR	☞ 1255 ... T9CR	

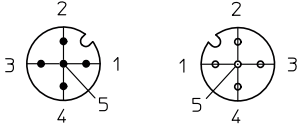
Accessories

☞ 9912 CPF0 ☞ 9912 CPM0

M12 5512 02 FMF



Pin assignment of male and female M12 connectors



M12 5512 02 FMF

Designation	Pole Number	PU (Pieces)	MDQ (Pieces)
5512 02 FMF	5	10	10

Packaging:

in a cardboard box