

02


2840 ... T20C... T

Field-attachable Connectors Quicklock



Quicklock socket with locking latch, IP67, size 28, straight version, with plastic housing and screw clamps

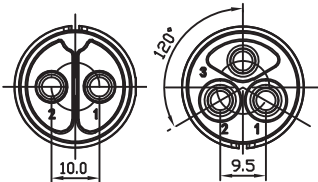
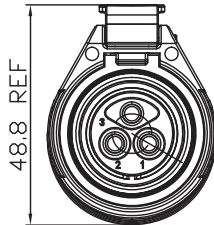
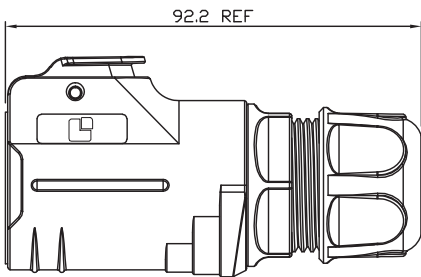
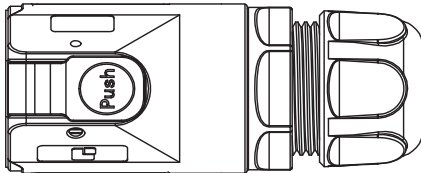
---

Approvals: 

---

02

2840 ... T20C... T



2840 02  
T20CR T

2840 03  
T20CR T

#### Environmental conditions

Temperature range -40 °C/+80 °C

#### Materials

Insulating body	PBT, V-0 according to UL94
Contact bush	CuZn, gold-plated
Housing	PBT, V-0 according to UL94 <sup>1</sup>
Guiding element	Zn alloy, chrome-plated
Locking	Zn alloy, chrome-plated
Cap nut	PBT, V-0 according to UL94 <sup>1</sup>

<sup>1</sup> outdoor sustainable (F1 according to UL 746C)

#### Mechanical data

Mating cycles	1700
Insertion force	≤ 90 N
Withdrawal force	≤ 40 N
Protection class	IP67 <sup>1</sup>

<sup>1</sup> only in locked condition with an appropriate counterpart

#### Connectable conductors for screw clamp

Section	2.5–16.0 mm <sup>2</sup> /AWG 14–6
Cable diameter	17.0–20.5 mm (state of delivery) 10.0–15.0 mm (with accessory 9928 SL15)

#### Electrical data (at T<sub>amb</sub> 20 °C)


Contact resistance	≤ 5 mΩ
Rated current	50 A (2 poles) 43 A (3 poles)
Rated voltage	500 V AC
Rated impulse voltage	≤ 2500 V
Creepage distance	≥ 2 mm
Clearance	≥ 2 mm
Insulation resistance	> 500 MΩ

#### Associated products

Counterparts  
 2830 ... TF1C...  2850 ... T20C... A

Accessories  
 9928 SL15  9928 SL20,5

02 2840 ... T20C... T



02

2840 ... T20C... T

Designation	Pole Number	PU (Pieces)	MDQ (Pieces)
2840 02 T20CR T	2	2	20
2840 03 T20CR T	3	2	20

**Packaging:**

in individual plastic bags, in a cardboard box