

M12

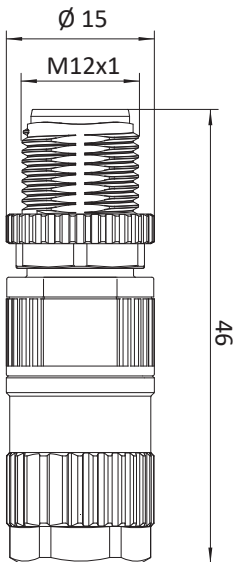
1250 ... T...CI

Field-attachable Connectors M12

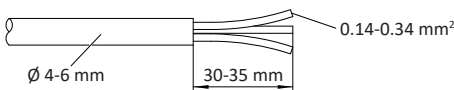


M12 connector, male, field-attachable, with insulation displacement connection (IDC), straight, A-coded, IP67

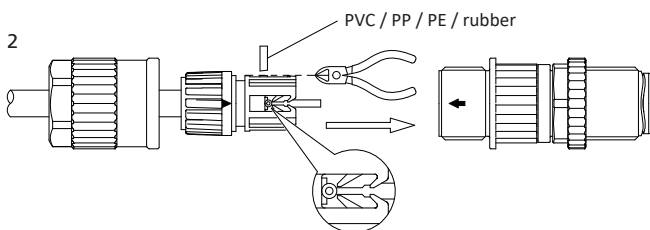
M12 1250 ... T...CI



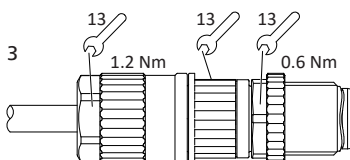
1



2



3



Environmental conditions

Temperature range -25 °C/+85 °C

Materials

Insulating body	PA
Contact pin	CuSn, gold-plated
Housing	PA
Knurled screw	Zn diecast, nickel-plated
Cap nut	Zn diecast, nickel-plated

Mechanical data

Tightening torque screw	0.6 Nm
Tightening torque cap nut	1.2 Nm
Spanner size	SW13
Protection class	IP67 ¹

¹ only in locked condition with an appropriate counterpart

Connectable conductors for IDT area

Section min.	AWG 26
Section max.	AWG 22
Cable diameter	4.0–6.0 mm

Electrical data (at T_{amb} 20 °C)

Rated current	4.0 A
Rated voltage	32 V AC/DC (with pollution degree 3)
Insulation resistance	> 100 MΩ

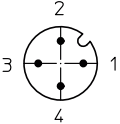
Associated products

Counterparts		
☞ 1200 ... 0...	☞ 1200 ... 3...	☞ 1205 ... 0...
☞ 1205 ... 3...	☞ 1206 ... L1 0...	☞ 1206 ... L1 3...
☞ 1206 ... L2 0...	☞ 1206 ... L2 3...	☞ 1210 1200 ... 0...
☞ 1210 1200 ... 3...	☞ 1210 1205 ... 3...	☞ 1210 1206 ... L1 0...
☞ 1210 1206 ... L1 3...	☞ 1210 1206 ... L2 0...	☞ 1210 1206 ... L2 3...
☞ 1220 ... T16CW ...	☞ 1220 ... T20CW100 ...	☞ 1220 ... T20CW101 ...
☞ 1220 ... T20CW102 ...	☞ 1220 ... T20CW103 ...	☞ 1220 ... T20CW104 ...
☞ 1220 ... T20CW105 ...	☞ 1221 ... T16CW100 ...	☞ 1221 ... T9CP
☞ 1240 ... T...CI	☞ 1240 ... T...CR	☞ 1245 ... T...CR
☞ 5500 04DL1 3...	☞ 5500 04L1 3...	☞ 5500 08DL1 3...
☞ 5500 08L1 3...	☞ 5512 02 FMF	☞ 5512 02 MFF

M12

1250 ... T...CI

Pin assignments for male M12 connectors, A-coded, front view



4 pole

[5512 04DL1](#)

[5512 04L1](#)

[5512 08L1](#)

Accessories

[9912 CPM0](#)

M12

1250 ... T...CI

Designation	Pole Number	PU (Pieces)	MDQ (Pieces)
1250 04 T6CI	4	1	1

Packaging:
in a plastic bag