

M12

1210 1200 ... 3...

Cordsets M12



Actuator/sensor cordset with overmolded connectors

Cable end 1:

M12 male, straight, A-coded, IP67

Cable end 2:

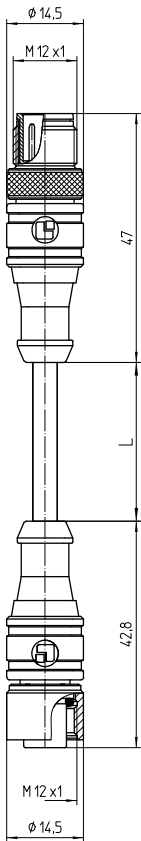
M12 female, straight, A-coded, IP67

Cable:

PUR, black

Approvals:  pending

M12 1210 1200 ... 3...



Environmental conditions

Temperature range -25 °C/+80 °C

Materials

Insulating body	TPU GF, HB according to UL94
Contact bush	CuZn, pre-nickel and gold-plated
Contact pin	CuZn, pre-nickel and gold-plated
Overmolding/handle	TPU ¹
Knurled screw	CuZn, nickel-plated
Knurled nut	CuZn, nickel-plated
Seal	FKM

¹ material halogen-free

Mechanical data

Mating cycles	≥ 100
Insertion force	≤ 23 N ¹
Withdrawal force	≤ 23 N ¹
Protection class	IP67 ²

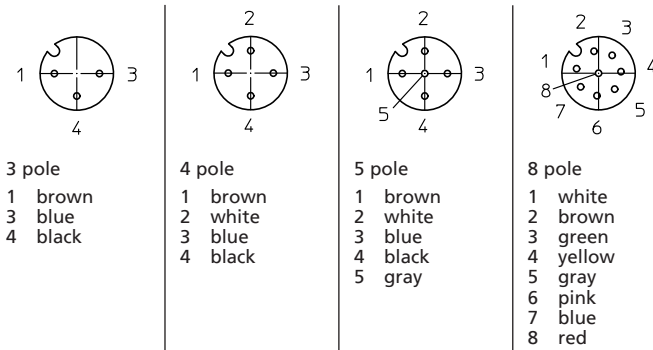
¹ measured with a proper counterpart

² according to IEC DIN EN 60529, only in locked condition with an appropriate counterpart

Connected cable

Outer jacket PUR, black

Pin assignments for female M12 connectors, A-coded, front view

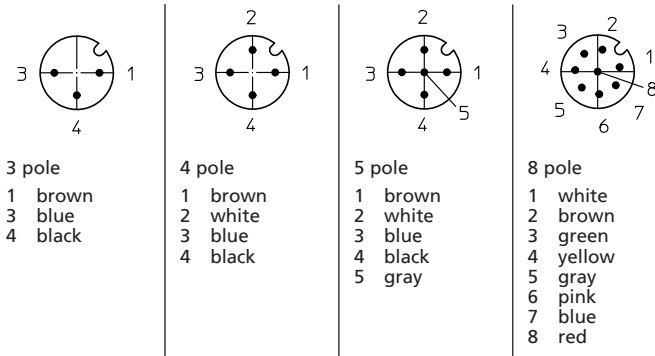


Electrical data (at T_{amb} 20 °C)

Contact resistance	≤ 10 mΩ
Rated current	4 A (3–5 poles) 2 A (8 poles) 1.5 A (12 poles) (T _{amb} 40 °C)
Rated voltage	250 V AC/DC (3–4 poles) 60 V AC/DC (5 poles) 30 V AC/DC (8–12 poles)
Rated impulse voltage	2500 V (3–4 poles) 1500 V (5 poles) 800 V (8–12 poles)
Material group	I (IEC)/0 (UL) (CTI = 600)
Insulation resistance	> 100 MΩ

M12 1210 1200 ... 3...

Pin assignments for male M12 connectors, A-coded, front view



Associated products

Counterparts

- | | | |
|---------------------------------------|---------------------------------------|---------------------------------------|
| 1200 ... 0... | 1200 ... 3... | 1205 ... 0... |
| 1205 ... 3... | 1206 ... L1 0... | 1206 ... L1 3... |
| 1206 ... L2 0... | 1206 ... L2 3... | 1210 ... 0... |
| 1210 ... 3... | 1220 ... T16CW ... | 1220 ... T20CW100 ... |
| 1220 ... T20CW101 ... | 1220 ... T20CW102 ... | 1220 ... T20CW103 ... |
| 1220 ... T20CW104 ... | 1220 ... T20CW105 ... | 1221 ... T16CW100 ... |
| 1221 ... T9CP | 1230 ... T16CW ... | 1230 ... T16CW100 ... |
| 1230 ... T16CW101 ... | 1230 ... T16CW102 ... | 1230 ... T16CW103 ... |
| 1230 ... T16CW104 ... | 1230 ... T16CW105 ... | 1231 ... T16CW100 ... |
| 1231 ... T9CP | 1239 ... T0CB | 1240 ... T...CR |
| 1245 ... T9CR | 1250 ... T...CR | 1255 ... T9CR |
| 5500 04DL1 3... | 5500 04L1 3... | 5500 08DL1 3... |
| 5500 08L1 3... | 5512 04DL1 | 5512 04L1 |
| 5512 08L1 | | |

Accessories

- | | | |
|---------------------------|---------------------------|---------------------------|
| 9912 CPF0 | 9912 CPM0 | 9912 MRBU |
| 9912 MRGN | 9912 MRRD | 9912 MRWH |
| 9912 MRYE | | |

M12

1210 1200 ... 3...

Designation	Pole Number	Connected Cable	PU (Pieces)	MDQ (Pieces)	Dimensions L (mm)
1210 1200 04 301 0,6m	4	PUR, black, 4 x 0.34 mm ² (AWG 22), 910301, UL-style 20549	5	10	600
1210 1200 04 301 1,5m	4	PUR, black, 4 x 0.34 mm ² (AWG 22), 910301, UL-style 20549	5	10	1500
1210 1200 04 301 2m	4	PUR, black, 4 x 0.34 mm ² (AWG 22), 910301, UL-style 20549	5	10	2000
1210 1200 04 301 5m	4	PUR, black, 4 x 0.34 mm ² (AWG 22), 910301, UL-style 20549	1	10	5000
1210 1200 05 302 0,6m	5	PUR, black, 5 x 0,34 mm ² 901302, UL-style 20549	5	10	600
1210 1200 05 302 1,5m	5	PUR, black, 5 x 0.34 mm ² (AWG 22), 910302, UL-style 20549	5	10	1500
1210 1200 05 302 2m	5	PUR, black, 5 x 0.34 mm ² (AWG 22), 910302, UL-style 20549	5	10	2000
1210 1200 05 302 5m	5	PUR, black, 5 x 0.34 mm ² (AWG 22), 910302, UL-style 20549	1	10	5000
1210 1200 05 326 2m	5	PUR, black, 5 x 0.5 mm ² (AWG 20), 910326, UL-style 20549	5	10	2000

Packaging:
in a plastic bag